

A Comparison of WIOA State Boards and Committee Structures

Leadership Staff reviewed five states to identify their workforce board make up. The five states reviewed were Minnesota, Michigan, Georgia, Colorado, and Oregon. A comparison of the five states with Illinois was also completed to show any similarities and differences to Illinois.

Board Composition

The five boards are similar in make up with an average of 41 board members for these five states, IWIB currently has 34 members. Each state, including Illinois, meet the mandates as set in the WIOA legislation with representation from business and industry, core partners, and interested groups.

Georgia and Illinois have a higher number of board members from the business and industry sectors, comprising 56 percent of their boards. Minnesota had a higher representation on their board from educational institutions with 13 percent, those members represented local, technical, and university levels. Two states have a greater number of elected officials with one state having only two elected officials (two state legislators). Minnesota emphasized equity and diversity by having four groups from community-based organizations in their state represented on their board.

Workforce Board Committee Structure

Current standing committees in place by all five boards were reviewed. In comparison, all five boards and Illinois had executive committees and each state had an oversight committee much like IWIB's EAC. Oregon has only two standing committees, Executive and Continuous Improvement, other states varied on their approach for the committees needed to service the board's mission. Two of the comparison states and Illinois had five committees, one state had seven and one state had only two. The committees all meet monthly.

Illinois: Illinois Workforce Innovation Board

Board Committees

- Executive Committee
- Career Pathways for Targeted Populations
- Apprenticeship
- Evaluation and Accountability Committee
- Information Technology Committee

A Comparison of WIOA State Boards and Committee Structures

Board Members = 41

Governor (1) *

Senate and House (2, 1) *

Business (19)

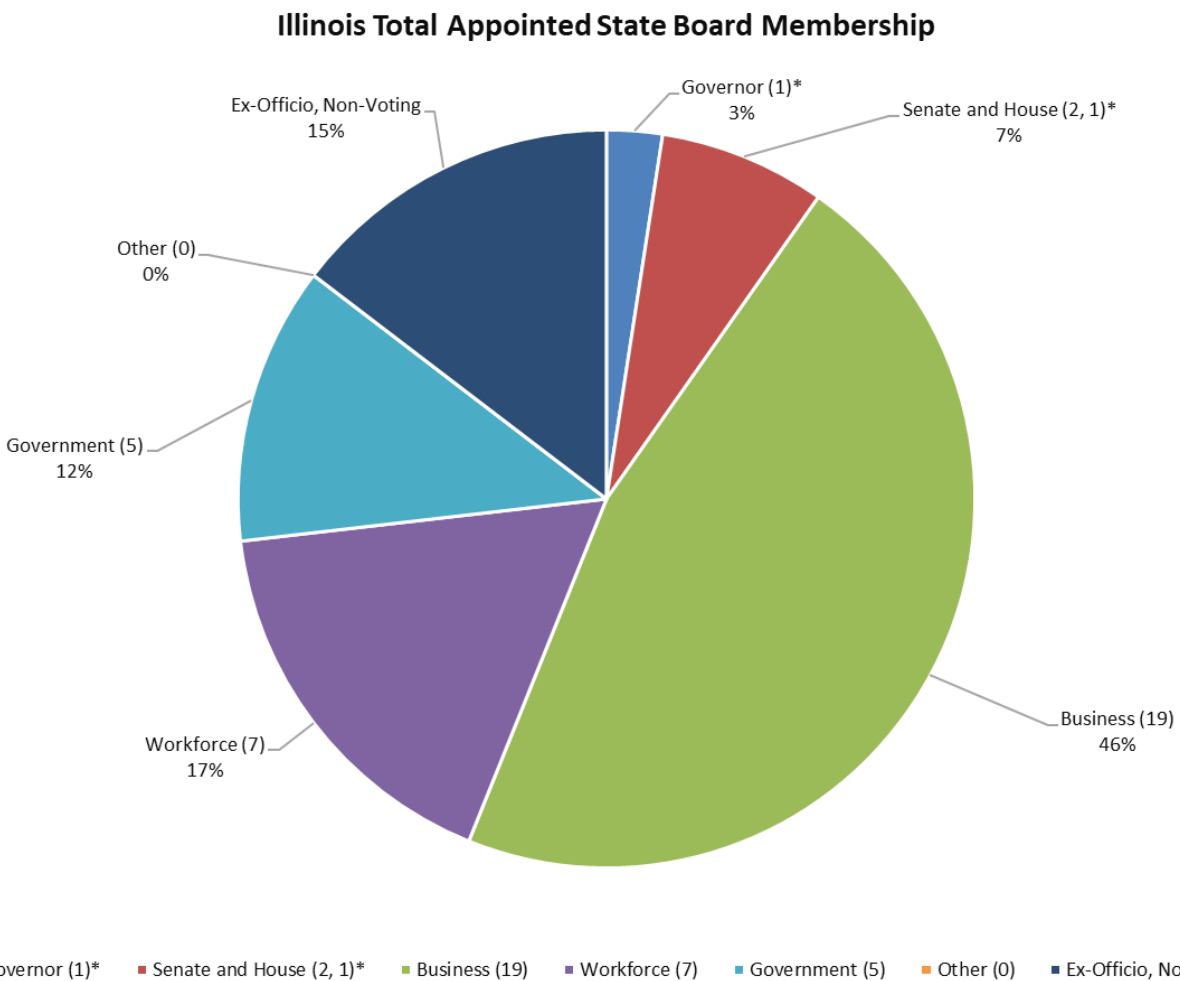
Workforce (7)

Government (5)

Other (0)

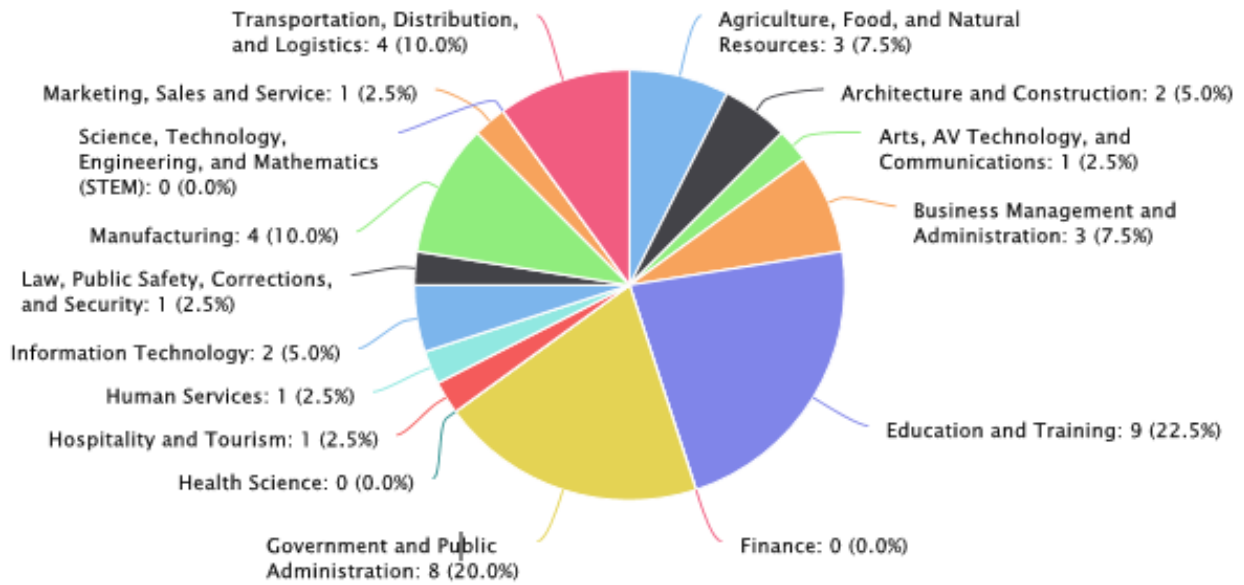
Ex-Officio, Non-Voting (6) *

*Not counted when determining ratio met for business and workforce.

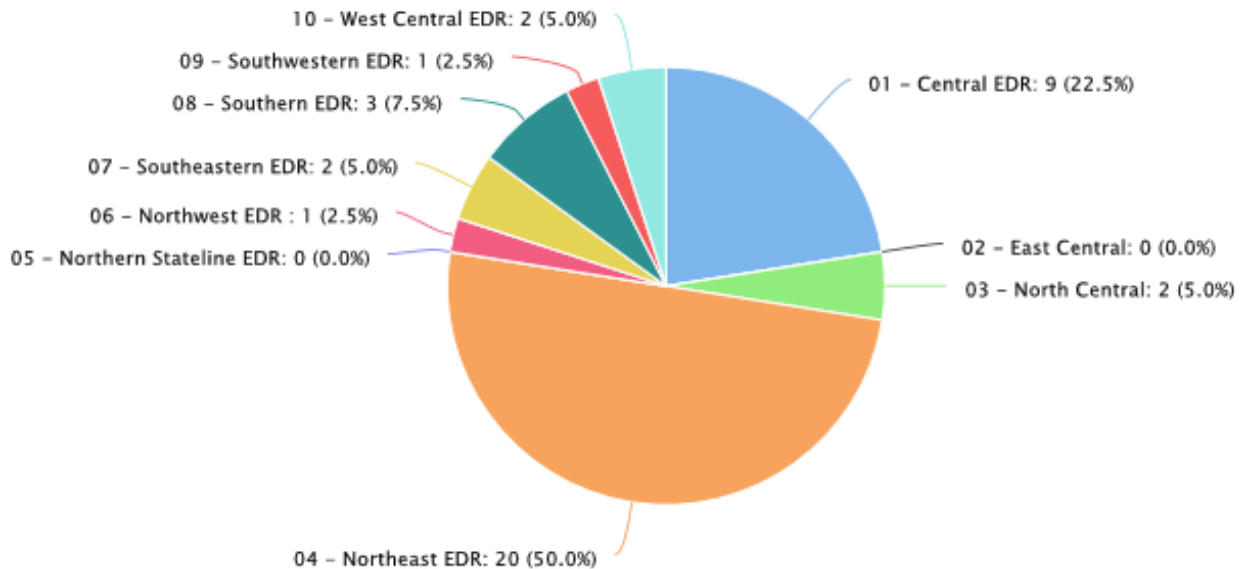


A Comparison of WIOA State Boards and Committee Structures

Members by Sector Type Chart



Members by Economic Development Region (EDR) Chart



A Comparison of WIOA State Boards and Committee Structures

Minnesota: Minnesota Governor's Workforce Development Board

Board Committees

- Care Pathways Partnership Committee
- Executive Initiatives Committee
- Operations Priorities Committee
- Racial Equity in Education, Training, and Employment Committee
- Disabilities Equity in Education, Training and Employment Committee.

Board Members = 54

Governor (1) *

Senate and House (2, 2) *

Business (22)

Workforce (16)

Government (3)

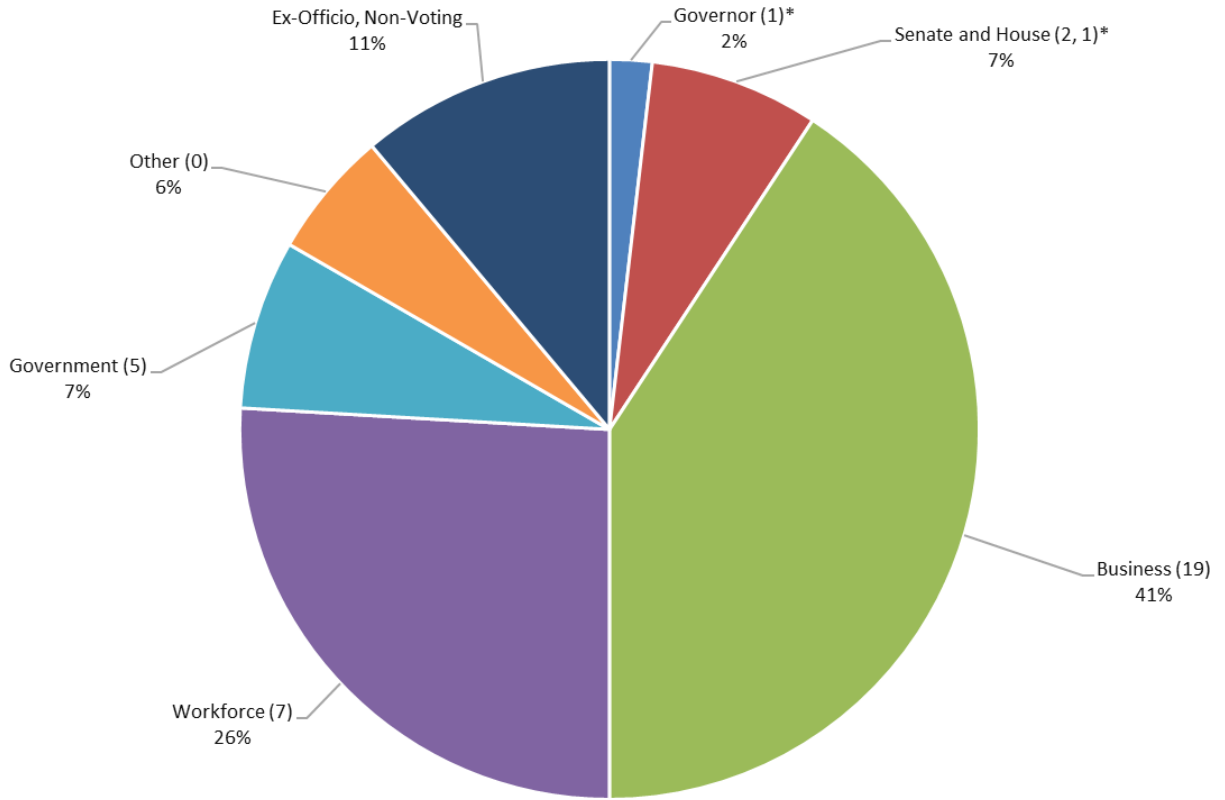
Other (3)

Ex-Officio, Non-Voting (6) *

*Not counted when determining ratio met for business and workforce.

A Comparison of WIOA State Boards and Committee Structures

Minnesota Total Appointed State Board Membership



■ Governor (1)* ■ Senate and House (2, 1)* ■ Business (19) ■ Workforce (7) ■ Government (5) ■ Other (0) ■ Ex-Officio, Non-Voting

A Comparison of WIOA State Boards and Committee Structures

Georgia: State Workforce Development Board

Board Committees

- Executive Committee
- Performance and Accountability Committee
- Financial Oversight Committee
- Adult & Dislocated Worker Committee
- Youth Committee

Board Members = 45

Governor (1) *

Senate and House (1, 1) *

Business (25)

Workforce (6)

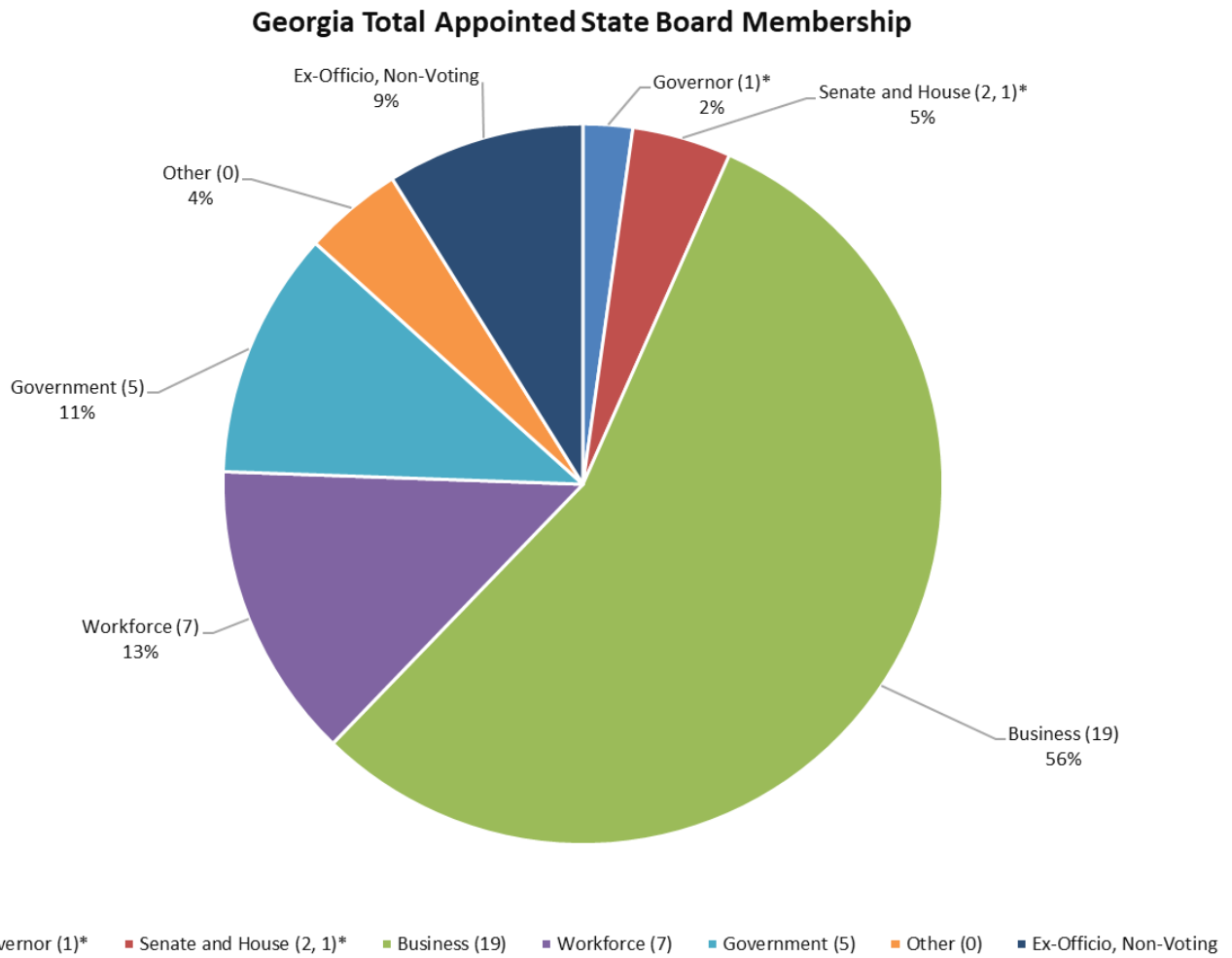
Government (5)

Other (2)

Ex-Officio, Non-Voting (4) *

*Not counted when determining ratio met for business and workforce.

A Comparison of WIOA State Boards and Committee Structures



A Comparison of WIOA State Boards and Committee Structures

Michigan: Michigan Future Talent Council (Governor's Talent Investment Board)

Board Committees

- Executive Committee
- 21st Century Talent Creation Subcommittee
- Performance Committee
- Monitoring and Evaluation Committee
- Veterans Committee
- Disability Awareness Resource Team
- Talent District Career Council

34 board members

Governor (1)*

Senate and House (1, 1)*

Business (18)

Workforce (5)

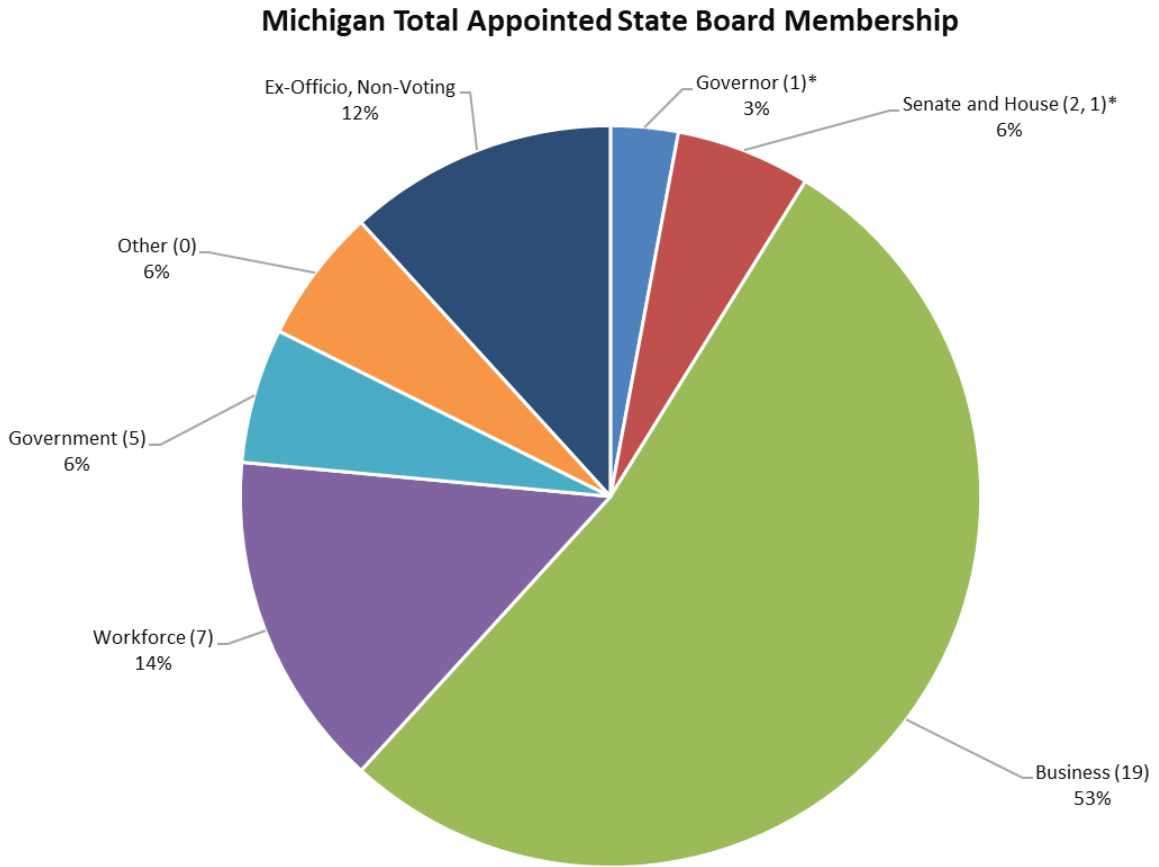
Government (2)

Other (2)

Ex-Officio, Non-Voting (4) *

*Not counted when determining ratio met for business and workforce.

A Comparison of WIOA State Boards and Committee Structures



■ Governor (1)* ■ Senate and House (2, 1)* ■ Business (19) ■ Workforce (7) ■ Government (5) ■ Other (0) ■ Ex-Officio, Non-Voting

A Comparison of WIOA State Boards and Committee Structures

Oregon: Workforce Talent and Development Board

Board Committees

- Executive Committee
- Continuous Improvement Committee

34 board members

Governor (1) *

Senate and House (2, 1) *

Business (13)

Workforce (6)

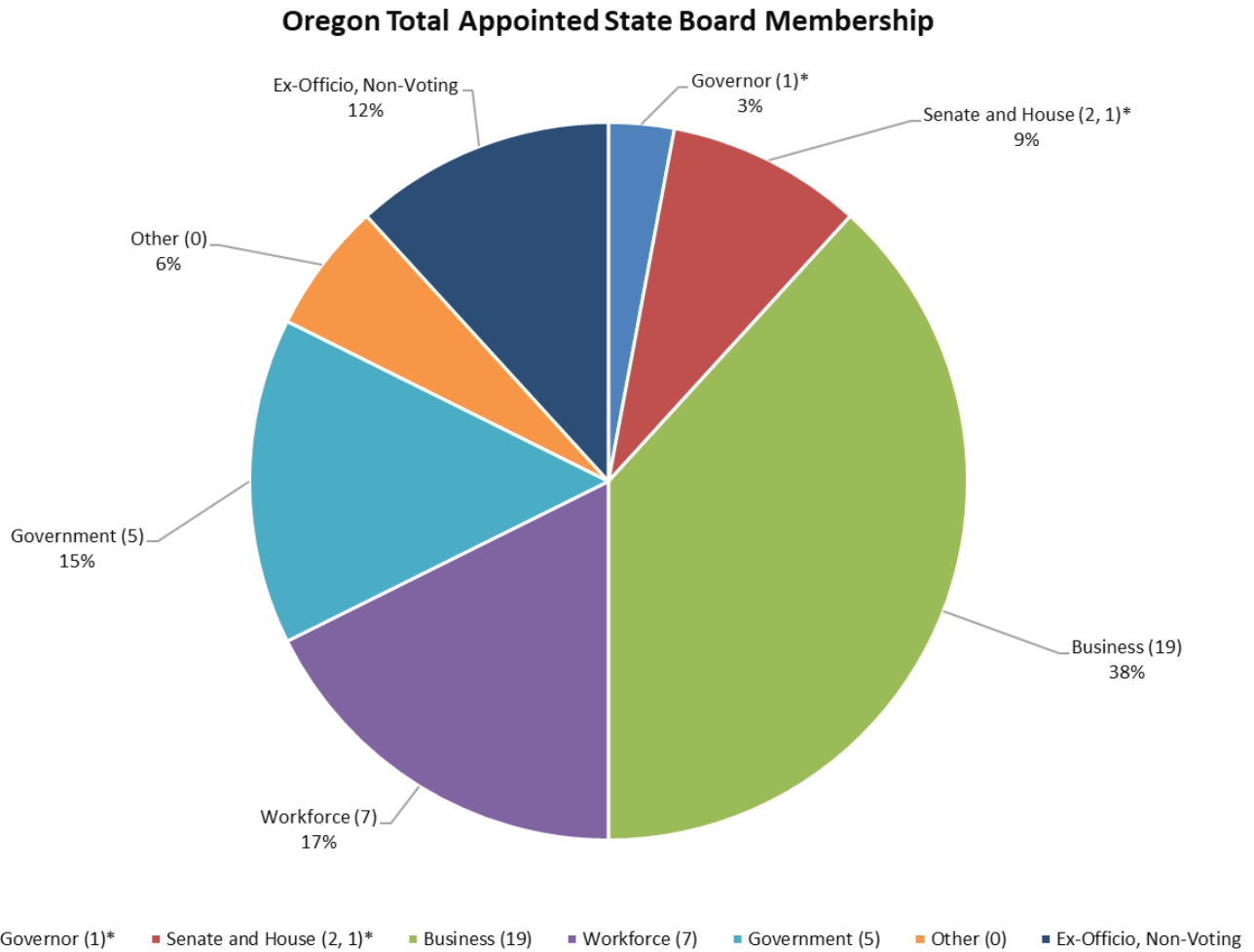
Government (5)

Other (2)

Ex-Officio, Non-Voting (4) *

*Not counted when determining ratio met for business and workforce.

A Comparison of WIOA State Boards and Committee Structures



A Comparison of WIOA State Boards and Committee Structures

Colorado: Colorado Workforce Development Council

Board Committees

- Executive Committee
- Education and Training Committee
- Industry Committee
- Advocacy Committee

45 board members

Governor (1)*

Senate and House (1, 1)*

Business (21)

Workforce (7)

Government (5)

Other (3)

Ex-Officio, Non-Voting (6) *

*Not counted when determining ratio met for business and workforce.

A Comparison of WIOA State Boards and Committee Structures

Colorado Total Appointed State Board Membership

