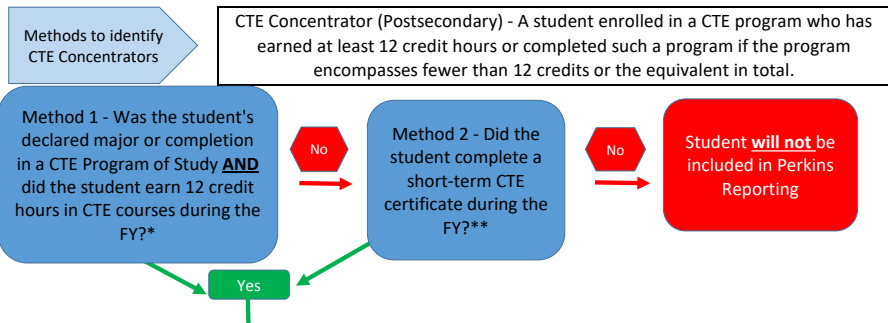




Student is enrolled at the community college in the FY

# Perkins V - Postsecondary Measure Inclusion Flowchart

Checking Eligibility for Perkins Reporting



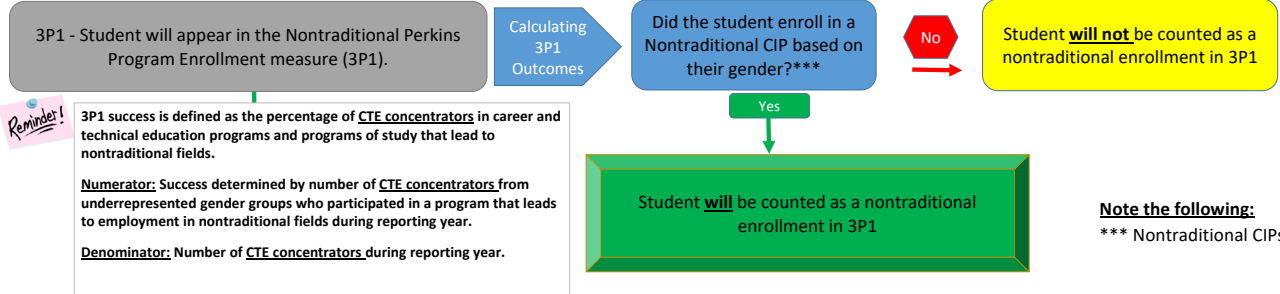
FY noted in PODS 2.0	FY of Student Enrollment by Measure and Availability			Consolidated Annual Report Due (Tentative)
	3P1	2P1*	1P1*	
FY20	FY20	FY18	FY18	Dec. 2020**
FY21	FY21	FY19	FY19	Dec. 2021
FY22	FY22	FY20	FY20	Dec. 2022/Jan. 2023
FY23	FY23	FY21	FY21	Dec. 2023/Jan. 2024
FY24	FY24	FY22	FY22	Dec. 2024/Jan. 2025

\* Data lag allows for data availability to measure outcomes. The outcomes of 2P1 and 1P1 are available after enough time has elapsed to measure success.

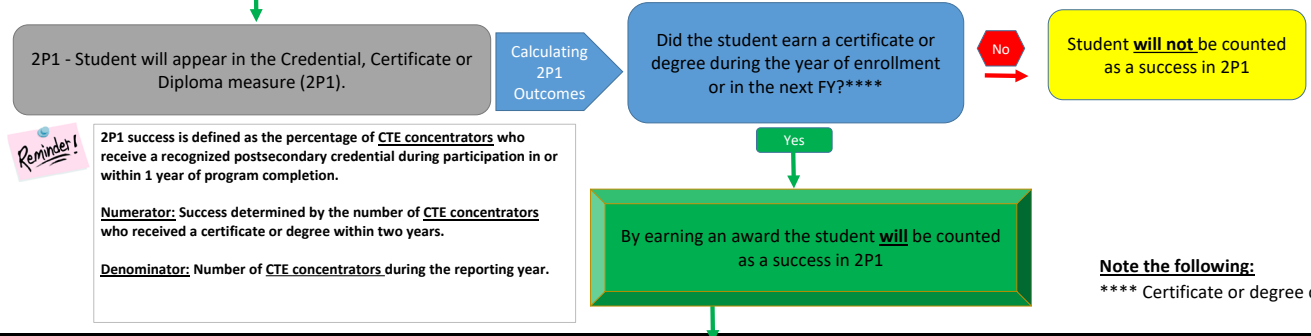
\*\* Only Total Participants and Concentrators reported

**Note the following:**  
 \* 12 CTE hours earned determined by the Annual Course (AC) submission  
 \* CTE Program of Study determined by CTE CIP reported on the A1  
 \*\*\* CTE certificate earned determined by Annual Student Enrollment and Completion Data (A1) submission

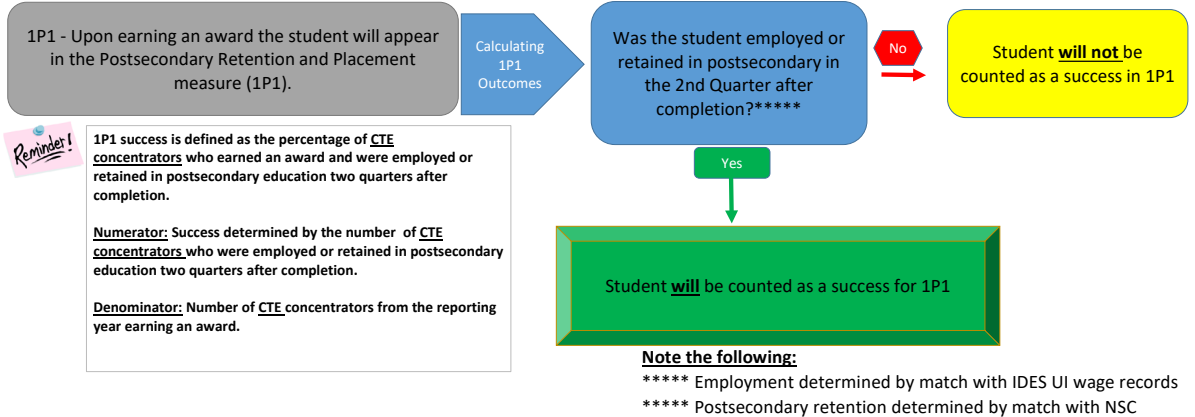
Checking Nontrad Enrollment (3P1)



Checking Completion Outcomes (2P1)



Checking Post-Completion Employment and Education (1P1)



**Perkins V - Data Generation by Measure and FY available**

FY of Student Enrollment by Measure and Availability				
FY noted in PODS 2.0	3P1	2P1*	1P1*	Consolidated Annual Report Due (Tentative)
FY20	FY20	FY18	FY18	Dec. 2020**
FY21	FY21	FY19	FY19	Dec. 2021
FY22	FY22	FY20	FY20	Dec. 2022/Jan. 2023
FY23	FY23	FY21	FY21	Dec. 2023/Jan. 2024
FY24	FY24	FY22	FY22	Dec. 2024/Jan. 2025
* Data lag allows for data availability to measure outcomes. The outcomes of 2P1 and 1P1 are available after enough time has elapsed to measure success.				** Only Total Participants and Concentrators reported

**Subgroup / Special Population - Source Information**

Calculating Measures	Source	Item(s) #	Description
Race / Ethnicity	A1	105 - 112	These items provide a breakout for each individual race/ethnicity group.
Gender	A1	19	This is the item used to report gender.
Disadvantaged Status	A1	24	This is the item used to determine the economically disadvantaged subgroup. Codes 1 and 3 of this variable are used to determine this group.
Youth who are in/Have Aged out of the Foster Care System	A1	132	Collection started in FY19. This is the item used to determine youth who are in or have aged out of the foster care system. This refers to an individual 21 or younger for whom the Illinois Department of Children and Family Services is currently or was previously legally responsible.
Disability Status	A1	22	This is the item used to determine disability subgroup. All codes are used except the "0" code.
English Language Learner	A1	23	Prior to FY19 this variable was titled Limited English Proficient. This item is used to determine the English Learner subgroup.
Homeless Individuals	A1	131	Collection started in FY19. This is the item used to determine totals for the homeless individuals subgroup.
Youth w/ Parent in Armed Forces AND on Active Duty	A1	133	Collection started in FY19. This item is used to determine subgroup of youth with parents on active duty in the armed forces.
Single Parent	A1	84	This item is used to determine the subgroup for single parents.
Out-of-Workforce Individual	A1	85	Collection for this item started in FY19. Prior to this the variable collected was titled Displaced Homemaker. This is used to determine the Out-of-Workforce subgroup.

# Perkins V measures and FY's used for data generation

## 3P1 - Nontraditional Program Enrollment

**NUMERATOR** Must be enrolled in one of the CIPs identified as Nontraditional<sup>^</sup>

**DENOMINATOR** 1) Declared major or completion in a CTE Program of Study (via A1\*\*) **AND** 12 Credits or more Earned in PCS 12 via AC\* submission in Cohort FY **OR**

2) PCS of DEGREE (1, 2 or 3) = '12' **AND** DEGREE (1, 2 or 3) = 18, 30, 35 or 40 **AND** COMPTYPE = '1' **AND** less than 12 Credits Earned in PCS 12 via AC\* submission in Cohort FY

FY IN PODS 2.0	FY IN PODS 2.0	COHORT FY	MATCH BEGIN	MATCH END	LAST FY USED	FY CHECKED
FY23	FY23	FY23	7/1/2022	6/30/2023	FY23	FY23
FY22	FY22	FY22	7/1/2021	6/30/2022	FY22	FY22
FY21	FY21	FY21	7/1/2020	6/30/2021	FY21	FY21
FY20	FY20	FY20	7/1/2019	6/30/2020	FY20	FY20
FY19	FY19	FY19***	7/1/2018	6/30/2019	FY19	FY19

## 2P1 - Credential, Certificate or Diploma

**NUMERATOR** Successfully completed by earning a certificate or degree (COMPTYPE = 1 **AND** HOURSENR >0) during the FYs checked for completions<sup>^^</sup>

**DENOMINATOR** 1) Declared major or completion in a CTE Program of Study (via A1\*\*) **AND** 12 Credits or more Earned in PCS 12 via AC\* submission in Cohort FY **OR**

2) PCS of DEGREE (1, 2 or 3) = '12' **AND** DEGREE (1, 2 or 3) = 18, 30, 35 or 40 **AND** COMPTYPE = '1' **AND** less than 12 Credits Earned in PCS 12 via AC\* submission in Cohort FY

FY IN PODS 2.0	COHORT FY	MATCH BEGIN	MATCH END	LAST FY USED	LAST POSSIBLE EXIT QTR	COMP CHECKED FY1	COMP CHECKED FY2
FY23	FY21	7/1/2020	6/30/2022	FY22	2022Q2	FY21	FY22
FY22	FY20	7/1/2019	6/30/2021	FY21	2021Q2	FY20	FY21
FY21	FY19***	7/1/2018	6/30/2020	FY20	2020Q2	FY19	FY20
FY20	FY18	7/1/2017	6/30/2019	FY19	2019Q2	FY18	FY19

## 1P1 - Postsecondary Retention and Placement

**NUMERATOR** Employment or Subsequent Enrollment in Postsecondary Education (in the 2nd Quarter post-completion)<sup>^^^</sup>

**DENOMINATOR** Students from 2P1 who successfully completed a certificate or award

FY NOTED IN PODS 2.0	COHORT FY	MATCH BEGIN	MATCH END	LAST FY USED	LAST POSSIBLE EXIT QTR	IDES WAGE QTR NEEDED FOR EXIT QTR	COMPFY TO IDES QTR	COMPHYR TO NSC	IDES WAGES AVAILABILITY
FY23	FY21	7/1/2020	6/30/2022	FY22	2022Q2	2021Q4 AND 2022Q4	21=2021Q4 22=2022Q4	21=2021Q4 22=2022Q4	Jun-23
FY22	FY20	7/1/2019	6/30/2021	FY21	2021Q2	2020Q4 AND 2021Q4	20=2020Q4 21=2021Q4	20=2020Q4 21=2021Q4	Jun-22
FY21	FY19***	7/1/2018	6/30/2020	FY20	2020Q2	2019Q4 AND 2020Q4	19=2019Q4 20=2020Q4	19=2019Q4 20=2020Q4	Jun-21
FY20	FY18	7/1/2017	6/30/2019	FY19	2019Q2	2018Q4 AND 2019Q4	18=2018Q4 19=2019Q4	18=2018Q4 19=2019Q4	Jun-20

<sup>^</sup> 3P1 Nontraditional enrollment is calculated using the student's program CIP. This reflects either the CIP associated with their enrollment (reported through A1 item 16) or the CIP of their CTE related completion (reported through A1 items 38, 41, or 44). If the CIP associated with the student's program is nontraditional for the student's gender the record is counted in the nontraditional numerator.

<sup>^^</sup> 2P1 success is determined by checking for a completion in A1 items 39, 42 or 45. These items collect the degree code of the student's first three completions. Additionally the completion type variable (A1 Item 35) must also be associated with code 1 - Graduate Completer.

<sup>^^^</sup> 1P1 success is determined by checking for subsequent employment (via a data match with the Illinois Department of Employment Security) and subsequent post-secondary enrollment with the National Student Clearinghouse in the 2nd Quarter post completion.

\* AC - Annual Course Data submission - Inclusion in the measure occurs if the sum of credit hours for the student is associated with CTE (PCS 12) in AC item 24 (Credit Hours Earned).

\*\* A1 - Annual Student Enrollment and Completion Data submission - If the sum of CTE credit hours earned is not >= 12 during the FY A1 items are examined to check for a CTE PCS 12 completion related to a short-term certificate. A1 items 37, 40 and 43 (the PCS of the student's first three completions) are checked for inclusion. The completion type reported (A1 Item 35) must also be associated with code 1 - Graduate Completer.

\*\*\* FY new data elements (Foster Care, Active Duty Parent, Homeless variables) began to be collected in A1.