

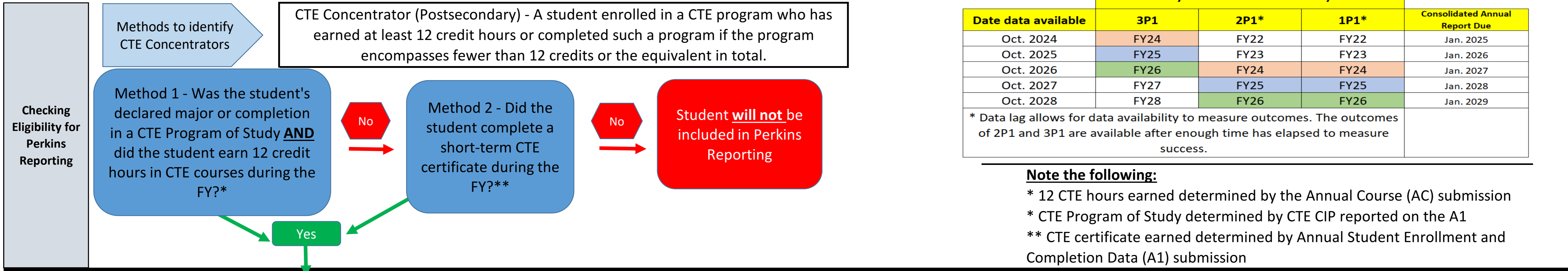


Student is enrolled at the community college in the FY

Perkins V - Postsecondary Measure Inclusion Flowchart

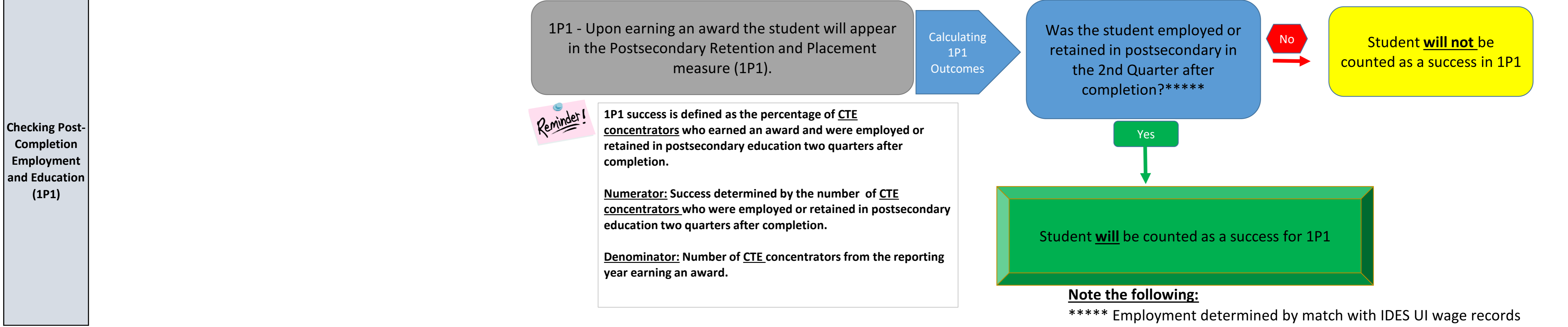
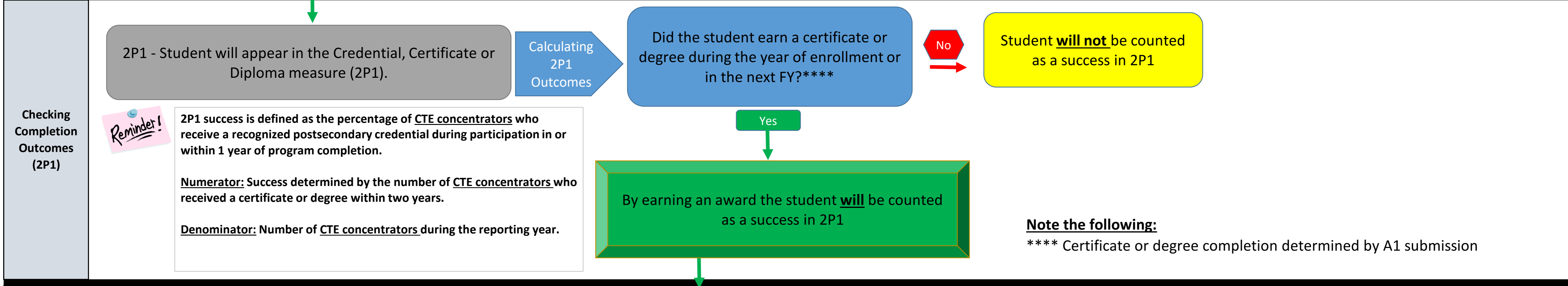
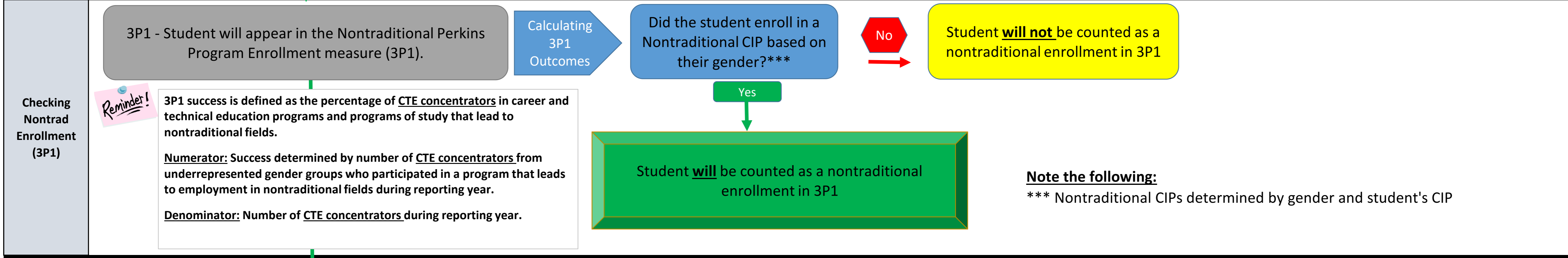
Date data available	FY of Student Enrollment by Measure and Availability			Consolidated Annual Report Due
	3P1	2P1*	1P1*	
Oct. 2024	FY24	FY22	FY22	Jan. 2025
Oct. 2025	FY25	FY23	FY23	Jan. 2026
Oct. 2026	FY26	FY24	FY24	Jan. 2027
Oct. 2027	FY27	FY25	FY25	Jan. 2028
Oct. 2028	FY28	FY26	FY26	Jan. 2029

* Data lag allows for data availability to measure outcomes. The outcomes of 2P1 and 3P1 are available after enough time has elapsed to measure success.



Note the following:

- * 12 CTE hours earned determined by the Annual Course (AC) submission
- * CTE Program of Study determined by CTE CIP reported on the A1
- ** CTE certificate earned determined by Annual Student Enrollment and Completion Data (A1) submission



Perkins V - Data Generation by Measure and FY available

FY of Student Enrollment by Measure and Availability				
Date data available	3P1	2P1*	1P1*	Consolidated Annual Report Due
Oct. 2024	FY24	FY22	FY22	Jan. 2025
Oct. 2025	FY25	FY23	FY23	Jan. 2026
Oct. 2026	FY26	FY24	FY24	Jan. 2027
Oct. 2027	FY27	FY25	FY25	Jan. 2028
Oct. 2028	FY28	FY26	FY26	Jan. 2029
* Data lag allows for data availability to measure outcomes. The outcomes of 2P1 and 3P1 are available after enough time has elapsed to measure success.				

Subgroup / Special Population - Source Information

Calculating Measures	Source	Item(s) #	Description
Race / Ethnicity	A1	105 - 112	These items provide a breakout for each individual race/ethnicity group.
Gender	A1	19	This is the item used to report gender.
Disadvantaged Status	A1	24	This is the item used to determine the economically disadvantaged subgroup. Codes 1 and 3 of this variable are used to determine this group.
Youth who are in/Have Aged out of the Foster Care System	A1	132	Collection started in FY19. This is the item used to determine youth who are in or have aged out of the foster care system. This refers to an individual 21 or younger for whom the Illinois Department of Children and Family Services is currently or was previously legally responsible.
Disability Status	A1	22	This is the item used to determine disability subgroup. All codes are used except the "0" code.
English Language Learner	A1	23	Prior to FY19 this variable was titled Limited English Proficient. This item is used to determine the English Learner subgroup.
Homeless Individuals	A1	131	Collection started in FY19. This is the item used to determine totals for the homeless individuals subgroup.
Youth w/ Parent in Armed Forces AND on Active Duty	A1	133	Collection started in FY19. This item is used to determine subgroup of youth with parents on active duty in the armed forces.
Parent	A1	84	This item is used to determine the subgroup for single parents.
Out-of-Workforce Individual	A1	85	Collection for this item started in FY19. Prior to this the variable collected was titled Displaced Homemaker. This is used to determine the Out-of-Workforce subgroup.

Perkins V measures and FY's used for data generation

3P1 - Nontraditional Program Enrollment

NUMERATOR Must be enrolled in one of the CIPs identified as Nontraditional[^]
DENOMINATOR Enrolled in a CTE Program of Study (via A1**) **AND** 12 Credits Earned in PCS 12 via AC* submission in Cohort FY **OR** PCS of DEGREE(1, 2 or 3) = '12' **AND** DEGREE (1, 2 or 3) = 18, 30, 35 or 40 **AND** COMPTYPE = '1' **AND** HOURSENR>0 via A1** submission of Cohort FY

FY IN PODS 2.0	FY IN PODS 2.0	COHORT FY	MATCH BEGIN	MATCH END	LAST FY USED	FY CHECKED
FY28	FY28	FY28	7/1/2028	6/30/2028	FY28	FY28
FY27	FY27	FY27	7/1/2027	6/30/2027	FY27	FY27
FY26	FY26	FY26	7/1/2026	6/30/2026	FY26	FY26
FY25	FY25	FY25	7/1/2025	6/30/2025	FY25	FY25
FY24	FY24	FY24	7/1/2024	6/30/2024	FY24	FY24

2P1 - Credential, Certificate or Diploma

NUMERATOR Successfully completed by earning a certificate or degree (COMPTYPE = 1 **AND** HOURSENR >0) during the FYs checked for completions^{^^}
DENOMINATOR Enrolled in a CTE Program of Study (via A1**) **AND** 12 Credits Earned in PCS 12 via AC* submission in Cohort FY **OR** PCS of DEGREE(1, 2 or 3) = '12' **AND** DEGREE (1, 2 or 3) = 18, 30, 35 or 40 **AND** COMPTYPE = '1' **AND** HOURSENR>0 via A1** submission of Cohort FY

FY IN PODS 2.0	COHORT FY	MATCH BEGIN	MATCH END	LAST FY USED	LAST POSSIBLE EXIT QTR	COMP CHECKED FY1	COMP CHECKED FY2
FY28	FY26	7/1/2025	6/30/2027	FY26	2026Q2	FY25	FY26
FY27	FY25	7/1/2024	6/30/2026	FY25	2025Q2	FY24	FY25
FY26	FY24	7/1/2023	6/30/2025	FY24	2024Q2	FY23	FY24
FY25	FY23	7/1/2022	6/30/2024	FY23	2023Q2	FY22	FY23
FY24	FY22	7/1/2021	6/30/2023	FY22	2023Q2	FY21	FY22

1P1 - Postsecondary Retention and Placement

NUMERATOR Employment or Subsequent Enrollment in Postsecondary Education (in the 2nd Quarter post-completion)^{^^^}
DENOMINATOR Students from 2P1 who successfully completed a certificate or award

FY NOTED IN PODS 2.0	COHORT FY	MATCH BEGIN	MATCH END	LAST FY USED	LAST POSSIBLE EXIT QTR	IDES WAGE QTR NEEDED FOR EXIT QTR	COMP FY TO IDES QTR	COMPYR TO NSC	IDES WAGES AVAILABILITY
FY28	FY26	7/1/2025	6/30/2027	FY27	2027Q2	2026Q4 AND 2027Q4	26=2026Q4	26=2026Q4	6/30/2028
FY27	FY25	7/1/2024	6/30/2026	FY26	2026Q2	2025Q4 AND 2026Q4	25=2025Q4	25=2025Q4	6/30/2027
FY26	FY24	7/1/2023	6/30/2025	FY25	2025Q2	2024Q4 AND 2025Q4	24=2024Q4	24=2024Q4	6/30/2026
FY25	FY23	7/1/2022	6/30/2024	FY24	2024Q2	2023Q4 AND 2024Q4	23=2023Q4Q4	23=2023Q4	6/30/2025
FY24	FY22	7/1/2021	6/30/2023	FY23	2023Q2	2022Q4 AND 2023Q4	22=2022Q4	22=2022Q4	6/30/2024

* AC - Annual Course Data submission - Inclusion in the measure occurs if the sum of credit hours for the student is associated with CTE (PCS 12) in AC item 24 (Credit Hours Earned).

** A1 - Annual Student Enrollment and Completion Data submission - If the sum of CTE credit hours earned is not >= 12 during the FY A1 items are examined to check for a CTE PCS 12 completion. A1 items 37, 40 and 43 (the PCS of the student's first three completions) are checked for inclusion. The completion type reported (A1 Item 35) must also be associated with code 1 - Graduate Completer.

*** FY new data elements began to be collected in A1.

Postsecondary Performance Indicators and Performance Levels for SFY 2025-28					
Indicators	FFY2023 SFY 2024	FFY2024 SFY 2025	FFY2025 SFY 2026	FFY2026 SFY 2027	FFY2027 SFY 2028
Postsecondary Indicators					
1P1: Post-Program Placement	70.4	70.8	71.6	72.4	72.8
2P1: Earned Recognized Postsecondary Credential	71.3	71.7	72.1	72.5	72.9
3P1: Nontraditional Program Concentration	10.1	10.3	10.7	11.1	11.5

