

# Effective Strategies for Team Teachers

Sponsored in partnership by the Illinois Center for Specialized Professional Support (ICSPS) and the Southern Illinois Professional Development Center (SIPDC)

# Presenters:

- ▶ **Christina Hutcheson, Rend Lake College - Director of Adult Education and Family Literacy**
- ▶ **Amber Fann, Rend Lake College - Nursing Associate Professor**
- ▶ **M. Joanne Kantner, Kishwaukee College - Vice President of Instruction**
- ▶ **Patti Wragg, Kishwaukee College - Adult Education Instructor**

Please provide an overview of the relationship and of how instruction for your integrated program is provided.

How do you plan for instruction?

The background features abstract, overlapping geometric shapes in various shades of blue, ranging from light sky blue to deep navy blue. These shapes are primarily located on the right side of the slide, creating a modern, layered effect. The rest of the slide is a plain white background.

How do you work together on planning?

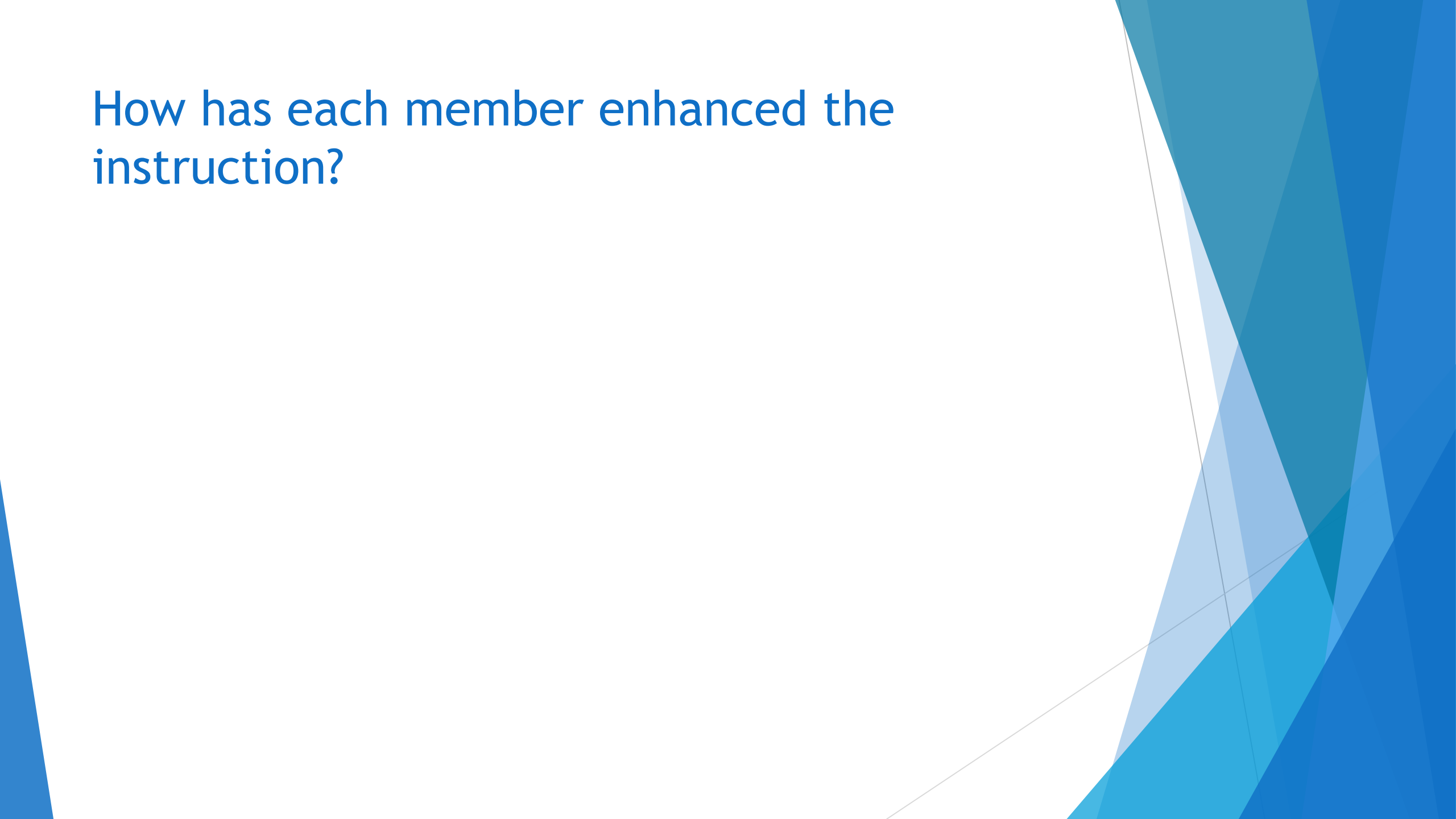
The background features abstract, overlapping geometric shapes in various shades of blue, ranging from light to dark, creating a modern and dynamic visual effect.

What does the CTE instructor bring to the table?

What does the AE instructor bring to the table?

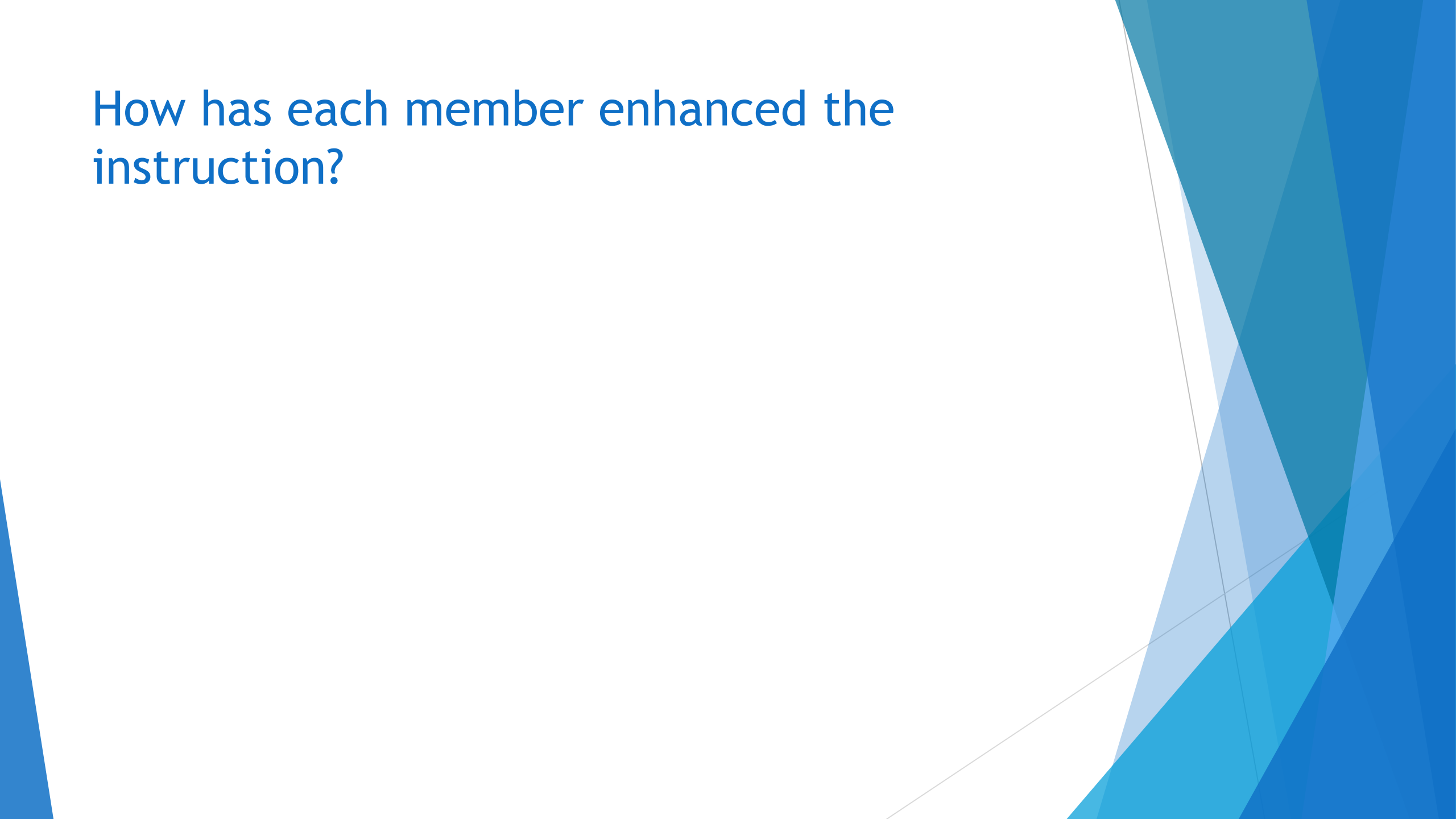
The background of the slide is white with abstract, overlapping geometric shapes in various shades of blue (light blue, medium blue, and dark blue) on the right side, creating a modern, professional look.

How has each member enhanced the instruction?





How has each member enhanced the instruction?



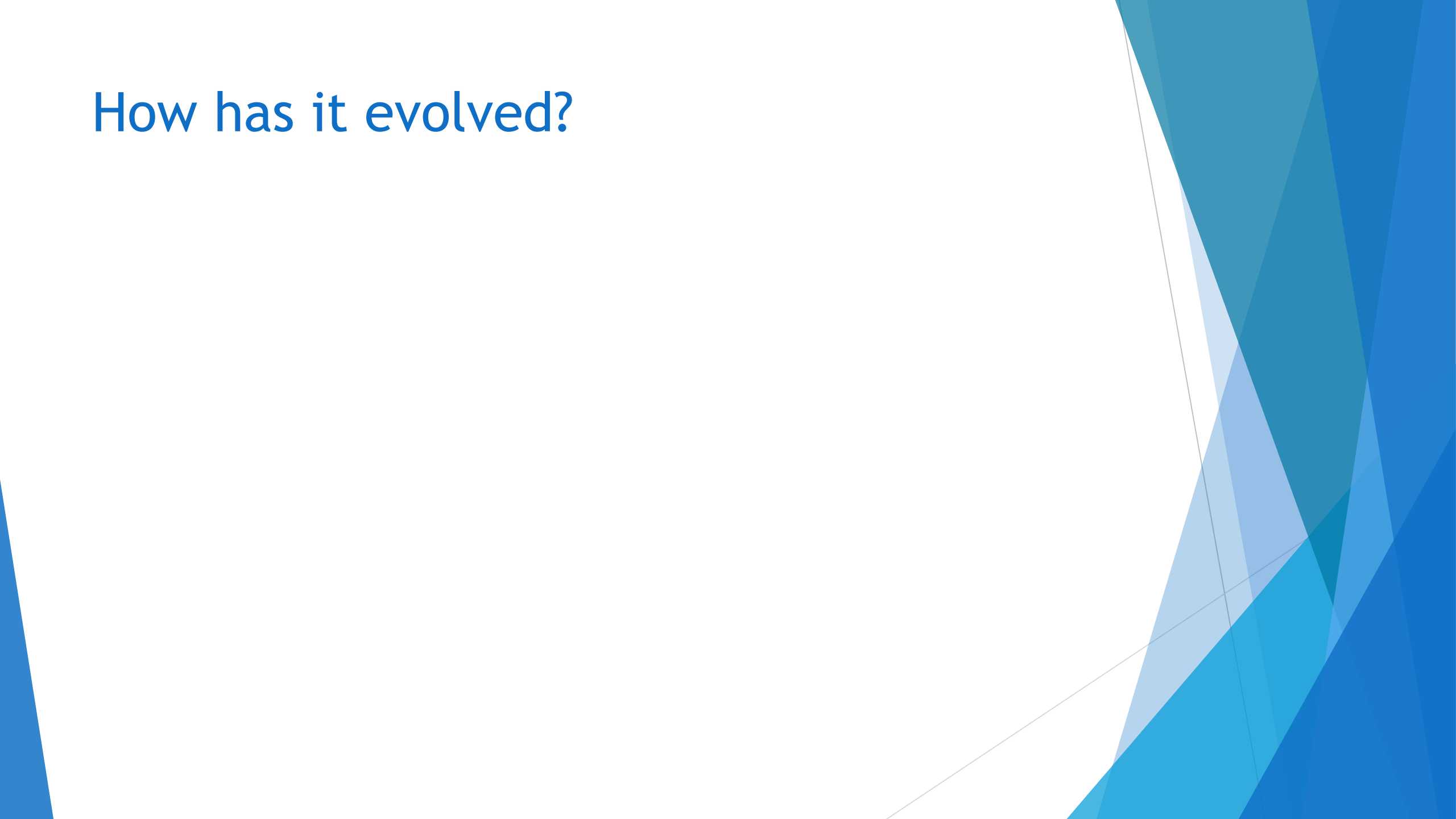
How has each member aided the other member and the students in your program?

How has each member aided the other member and the students in your program?

How did the relationship begin?

The background features abstract, overlapping geometric shapes in various shades of blue, ranging from light sky blue to deep navy blue. The shapes are primarily triangles and polygons, creating a dynamic, layered effect. The overall composition is clean and modern, with the text positioned in the upper left quadrant against a white background.

How has it evolved?



What has worked well?



What were, if any, pitfalls to be avoided?

How do you share space and time with all the requirements (professional regulations/trade standards) that you are required to meet for career and technical programs?

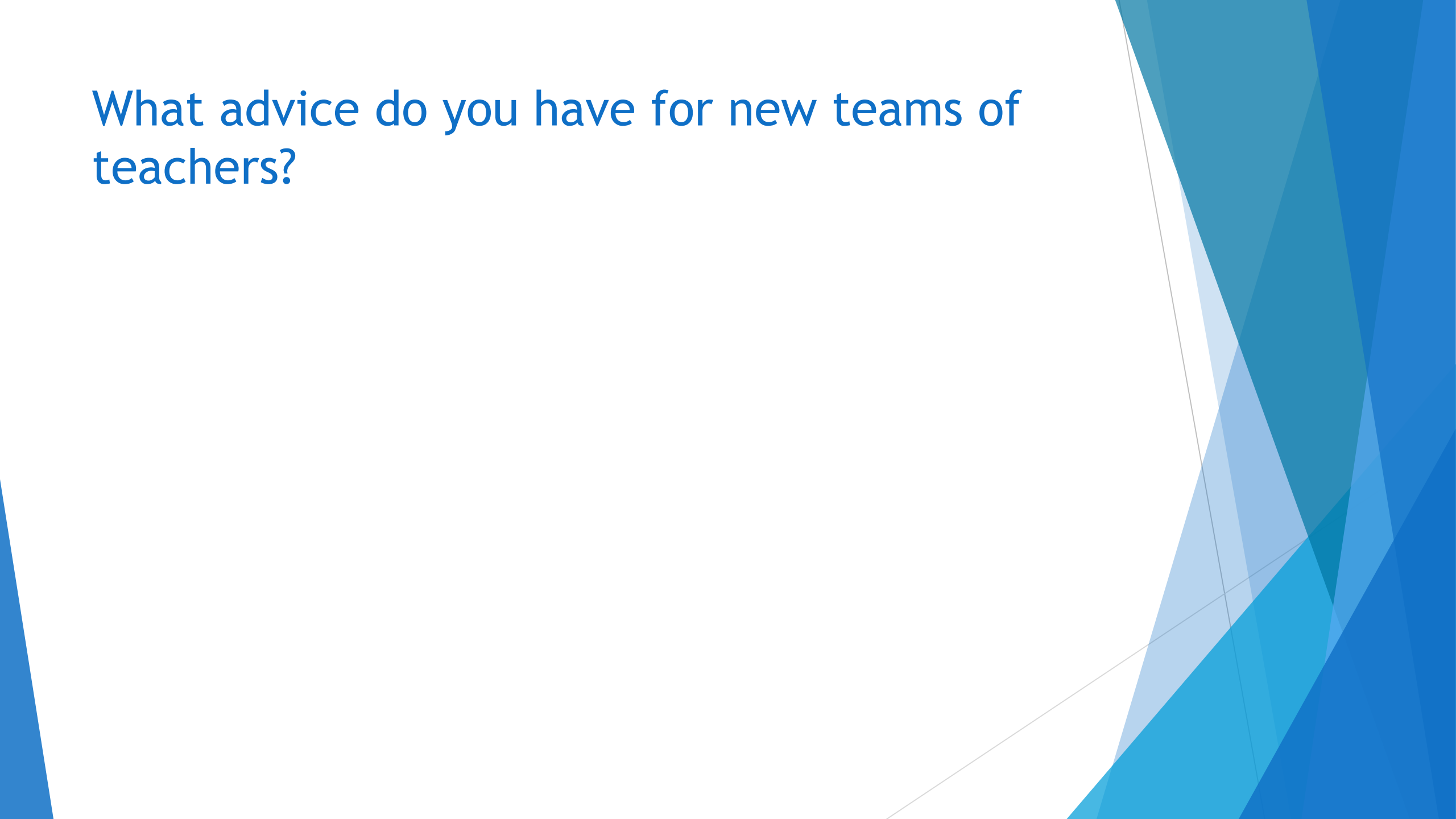


What are the success rates you have experienced with your students?

How does this compare to success rates of non-integrated CTE programs at your site?

How do you follow up with successful students when they leave your program?

What advice do you have for new teams of teachers?



What was your role in designing your team taught course?

Was your role different in designing a team taught course as compared to a traditional course?

How do you, as a team teacher, negotiate the role of student assessment?

The background of the slide features abstract, overlapping geometric shapes in various shades of blue, ranging from light sky blue to deep navy blue. These shapes are primarily located on the right side of the slide, creating a modern, layered effect. The text is positioned on the left side of the slide, set against a plain white background.

What is your role in assessing students in your team taught course?

The background of the slide features abstract, overlapping geometric shapes in various shades of blue, ranging from light sky blue to deep navy blue. These shapes are primarily located on the right side of the slide, creating a modern, layered effect. The text is positioned on the left side of the slide, set against a plain white background.



How are you assessed as a Team teacher?

How does being a part of this program makes you a better teacher in your other classes

Questions/Comments?

# THANK YOU TO OUR PRESENTERS!

- ▶ **Christina Hutcheson**
- ▶ **M. Joanne Kantner**
- ▶ **Patti Wragg**
- ▶ **Amber Fann**

# Thank You for Joining Us

- ▶ Aime'e Julian      alafoll@ilstu.edu
- ▶ Bevan Gibson      Bgibson@siue.edu
- ▶ Sarah Goldammer    sgoldam@siue.edu

For more Resources visit:  
ICAPSillinois.com  
<http://www.siue.edu/SIPDC/>  
<http://icsps.illinoisstate.edu/>

